

Introductory sub-table (I)(a)

Name of the Company: BGIL Films & Technologies Limited

Scrip Code, Name of the scrip, class of security: 511664, BGIL FL TEC & Equity Shares

Quarter ended: 31st March, 2013

Partly paid-up shares:-	No. of partly paid-up shares	As a % of total no. of partly paid-up shares	As a % of total no. of shares of the company
			0
Held by promoter/promoter group	0	0	0
Held by public	0	0	0
Total	0	0	0
Outstanding convertible securities:-	No. of outstanding securities	As a % of total no. of outstanding convertible securities	As a % of total no. of shares of the company, assuming full conversion of the convertible securities
Held by promoter/promoter group	0	0	0
Held by public	0	0	0
Total	0	0	0
Warrants:-	No. of warrants	As a % of total no. of warrants	As a % of total no. of shares of the company, assuming full conversion of warrants
Held by promoter/promoter group	0	0	0
Held by public	0	0	0
Total	0	0	0
Total paid-up capital of the company, assuming full conversion of warrants and convertible securities (Grand Total (A+B+C)+D+E+F.)	11327630	0	100



Statement Showing Shareholding Pattern

Table (I)(a)								
Category code	Category of Shareholder	Number of Shareholders	Total number of shares	Number of shares held in dematerialized form	Total shareholding as a percentage of total number of shares		Shares Pledged or otherwise encumbered	
					As a percentage of (A+B) ¹	As a percentage of (A+B+C)	Number of shares	As a percentage
(I)	(II)	(III)	(IV)	(V)	(VI)	(VII)	(VIII)	(IX)= (VIII)/(IV)*100
(A)	Shareholding of Promoter and Promoter Group ²							
1	Indian							
(a)	Individuals/ Hindu Undivided Family	7	1453106	595306	12.83	12.83	0	0.00
(b)	Central Government/ State Government(s)	0	0	0	0.00	0.00	0	0.00
(c)	Bodies Corporate	4	3280806	1724056	28.96	28.96	0	0.00
(d)	Financial Institutions/ Banks	0	0	0	0.00	0.00	0	0.00
(e)	Any Others(Specify)	0	0	0	0.00	0.00	0	0.00
	Sub Total(A)(1)	11	4733912	2319362	41.79	41.79	0	0.00
2	Foreign							
a	Individuals (Non-Residents Individuals/ Foreign Individuals)	0	0	0	0.00	0.00	0	0.00
b	Bodies Corporate	0	0	0	0.00	0.00	0	0.00
c	Institutions	0	0	0	0.00	0.00	0	0.00
d	Any Others(Specify)	0	0	0	0.00	0.00	0	0.00
	Sub Total(A)(2)	0	0	0	0.00	0.00	0	0.00
	Total Shareholding of Promoter and Promoter Group (A)= (A)(1)+(A)(2)	11	4733912	2319362	41.79	41.79	0	0.00
(B)	Public shareholding							
1	Institutions							
(a)	Mutual Funds/ UTI	0	0	0	0.00	0.00	0	0.00
(b)	Financial Institutions/ Banks	0	0	0	0.00	0.00	0	0.00
(c)	Central Government/ State Government(s)	0	0	0	0.00	0.00	0	0.00
(d)	Venture Capital Funds	0	0	0	0.00	0.00	0	0.00




(e)	Insurance Companies	0	0	0	0.00	0.00	0	0.00
(f)	Foreign Institutional Investors	0	0	0	0.00	0.00	0	0.00
(g)	Foreign Venture Capital Investors	0	0	0	0.00	0.00	0	0.00
(h)	Any Other (specify)							
	Sub-Total (B)(1)	0	0	0	0.00	0.00	0.00	0.00
B 2	Non-institutions							
(a)	Bodies Corporate	97	1470350	1086890	12.98	12.98	0	0.00
(b)	Individuals							
I	Individuals -i. Individual shareholders holding nominal share capital up to Rs 1 lakh	6746	2402906	1695791	21.21	21.21	0	0.00
II	ii. Individual shareholders holding nominal share capital in excess of Rs. 1 lakh.	47	2070231	1804731	18.28	18.28	0	0.00
(c)	Any Other (specify)							
(c-i)	Clearing Members	26	606606	606606	5.36	5.36	0	0.00
(c-ii)	NRI/OCB	14	43625	43625	0.39	0.39	0	0.00
(c-iii)	Trusts	0	0	0	0.00	0.00	0	0.00
	Sub-Total (B)(2)	6930	6593718	5237643	58.21	58.21	0	0.00
(B)	Total Public Shareholding (B)= (B)(1)+(B)(2)	6930	6593718	5237643	58.21	58.21	0	0.00
	TOTAL (A)+(B)	6941	11327630	7557005	100.00	100.00	0	0.00
(C)	Shares held by Custodians and against which Depository Receipts have been issued							
1	Promoter and Promoter Group	0	0	0.00	0.00	0.00	0	0.00
2	Public	0	0	0.00	0.00	0.00	0	0.00
	Sub-Total (C)	0	0	0.00	0.00	0.00	0	0.00
	GRAND TOTAL (A)+(B)+(C)	6941	11327630	7557005	100.00	100.00	0	0.00




Statement showing holding of securities (including shares, warrants, convertible securities) of persons belonging to the category "Promoter and Promoter Group"											
Sr.No	Name of the Shareholder	Details of Shares held		Encumbered shares (*)			Details of Warrants		Details of convertible securities		Total Shares (including underlying shares assuming full conversion of warrants and convertible securities) as a % of diluted share capital
		No. of Shares held	As a % of grand total (A)+(B)+(C)	Pledge Shares	AS a percentage (VI)=(V)/(III)*100	AS a % of grand total (A) + (B) + (C) of sub-clause (I)(a)	Number of warrants held	As a % total number of warrants of the same class	Number of convertible securities held	As a % total number of convertible securities of the same class	
(I)	(II)	(III)	(IV)	(V)	(VI)	(VII)	(VIII)	(IX)	(X)	(XI)	(XII)
1	Bijendra Kumar Bhatia	7400	0.07	0	0.00	0.00	0	0.00	0	0.00	7400
2	Jitendra Kumar Bhatia	18700	0.17	0	0.00	0.00	0	0.00	0	0.00	18700
3	Arti Bhatia	185653	1.64	0	0.00	0.00	0	0.00	0	0.00	185653
4	Rakesh Bhatia (HUF)	352329	3.11	0	0.00	0.00	0	0.00	0	0.00	352329
5	Rakesh Bhatia	642024	5.67	0	0.00	0.00	0	0.00	0	0.00	642024
6	Bhatia Investment & Finance (P) Ltd.	257278	2.27	0	0.00	0.00	0	0.00	0	0.00	257278
7	Number One Finvest (P) Ltd.	1290991	11.40	0	0.00	0.00	0	0.00	0	0.00	1290991
8	Gaurav Bhatia	240000	2.12	0	0.00	0.00	0	0.00	0	0.00	240000
9	Garima Bhatia	7000	0.06	0	0.00	0.00	0	0.00	0	0.00	7000
10	Grndlay Finman (P) Ltd	1128000	9.96	0	0.00	0.00	0	0.00	0	0.00	1128000
11	Number One Finsec (P) Ltd.	604537	5.34	0	0.00	0.00	0	0.00	0	0.00	604537
	TOTAL :	4733912	41.79	0	0.00	0.00	0	0.00	0	0.00	4733912

STATEMENT SHOWING SHAREHOLDING OF PERSONS BELONGING TO THE CATEGORY
PUBLIC' AND HOLDING MORE THAN 1% OF THE TOTAL NUMBER OF SHARES.

				DETAILS OF WARRANTS		DETAILS OF CONVERTIBLE SECURITIES	TOTAL SHARES (INCLUDING UNDERLYING SHARES ASSUMING FULL CONVERSI ON OF WARRANTS AND CONVERTIB LE SECURITIE S AS A % OF DILUTED SHARE CAPITAL
Sr. No.	NAME OF THE SHAREHOLDER	NO OF SHARES	SHARES AS A % OF TOTAL NUMBER OF SHARES (i.e. GRAND TOTAL (A)+(B)+(C) INDICATED IN STATEMENT AT PARA (I)(a) ABOVE}	NUMBER OF WARRANTS HELD	AS A % TOTAL NUMBER OF WARRANTS OF THE SAME CLASS	NUMBER OF CONVER TIBLE SECURITI ES HELD	TOTAL NUMBER OF CONVER TIBLE SECURIT IES OF
1	ASHLAR SECURITIES PRIVATE LIMITED	470282	4.152				470282
2	ABHIMANYU CHATURVEDI	196241	1.732				196241
3	R K STOCKHOLDING PVT. LTD	252175	2.226				252175
4	WATERMARK SYSTEMS INDIA (P) LTD	127500	1.126				127500
5	PADAMPRA BHU PROJECT PRIVATE LIMITED	169065	1.493				169065
6	PRABHAT CHANDRA CHATURVEDI	645600	5.699				645600
TOTAL		1860863	16.428				1860863




Sr.No.	Name(s) of the shareholder(s) and the Persons Acting in Concert (PAC) with them	Number of shares held	Shares as a percentage of total number of shares (i.e., Grant total (A)+(B)+(C) indicated in Statement at para (I)(a) above}	Details of warrants		Details of convertible securities		Total shares (including underlying shares assuming full conversion of warrants and convertible securities) as a % of diluted share capital)
				Number of warrants held	As a % total number of warrants of the same class	Number of convertible securities held	% w.r.t total number of convertible securities of the same class	
1	PRABHAT CHANDRA CHATURVEDI	645600	5.70					645600
	TOTAL :	645600	5.70	0	0.00	0	0.00	645600



BGIL Films & Technologies Limited

STATEMENT SHOWING DETAILS OF LOCKED-IN SHARES · 31/12/2012

Sr. No.	NAME OF THE SHAREHOLDER	LOCKED SHARES	% OF TOTAL
1	RAKESH BHATIA HUF	87000	0.768
2	RAKESH BHATIA	36000	0.318
3	NUMBER ONE FINSEC PRIVATE LIMITED	152250	1.344
4	BHARTI KAPUR	500	0.004
5	JITENDRA KUMAR BHATIA	4000	0.035
6	NUMBER ONE FINVEST PRIVATE LIMITED	248000	2.189
7	BHATIA INVESTMENT AND FINANCE PVT LIMITED	130500	1.152
8	CROMWELL HOLDING LTD	23150	0.204
9	ARTI BHATIA	23850	0.211
10	RAJIV KUMAR SINGH	1000	0.009
11	SHABNAM KAPOOR	5000	0.044
12	JASRAJ H ANAND	1250	0.011
13	RINA CHAUDHARY	22250	0.196
14	NARENDRA JENA	250	0.002
15	LATESH PAWAR	250	0.002
16	AMARJEET SINGH DAHIYA	600	0.005
17	ASHOK KUMAR JUNEJA	1250	0.011
18	RIKESH PATEL	250	0.002
19	GAURAV BHATIA	60000	0.53
20	SURABHI MITTAL	5000	0.044
21	ARPAN TALWAR	5000	0.044
22	RAJEEV KUMAR AGARWAL	1000	0.009
23	KUMAR PUSHKAR	5000	0.044
24	UMA SHANKER BEHERA	1000	0.009
25	BIJENDRA KUMAR BHATIA	1850	0.016
26	B.B. MUKHERJEE	1000	0.009
27	GRINDLAY FINMAN (P) LIMITED	282000	2.489
28	CUCKOO REALTECH LTD	21000	0.185
29	RAINBOW DESIGN EFFECTS (P) LTD	2000	0.018
30	YOGESHWARI GUPTA	4000	0.035
31	RENU KAMRA	1000	0.009
32	SEVEN ELEVEN LEASING AND FINANCE LIMITED	100000	0.883
33	RAJENDRA NATH MISRA	1250	0.011
34	GARIMA BHATIA	1750	0.015
TOTAL		1230200	10.857



(II)(a) Statement showing details of Depository Receipts (DRs)

Sr. No.	Type of outstanding DR (ADRs, GDRs, SDRs, etc.)	Number of outstanding DRs	Number of shares underlying outstanding DRs	Shares underlying outstanding DRs as a percentage of total number of shares (i.e., Grand Total (A)+(B)+(C) indicated in Statement at para (I)(a) above)
		0	0	0.00
	TOTAL	0	0	0.00



(II)(b) Statement showing holding of Depository Receipts (DRs), where underlying shares held by "promoter/promoter group are in excess of 1% of the total number of shares

Sr. No.	Name of the DR Holder	Type of outstanding DR (ADRs, GDRs, SDRs, etc.)	Number of shares underlying outstanding DRs	Shares underlying outstanding DRs as a percentage of total number of shares (i.e., Grand Total (A)+(B)+(C) indicated in Statement at para (I)(a) above}
		0	0	0.00
TOTAL			0	0.00

For BGIL FILMS & TECHNOLOGIES LIMITED

Renu Kamra
Company Secretary

Date: 18.04.2013
Place: New Delhi